

OPEL GT SOURCE

Lamp Illustrations for the Opel GT

1968-1972 GT



1973 GT

1-800-673-5487

Info: 1-209-928-1110 (International orders)
Fax: 1-209-928-3298 (1-209-928-FAXT)

Internet: www.opelgtsource.com
E-mail: OpelGTS@OpelGTSource.com

Open Monday through Friday 8 a.m. - 5 p.m. Pacific Time (Except Holidays)

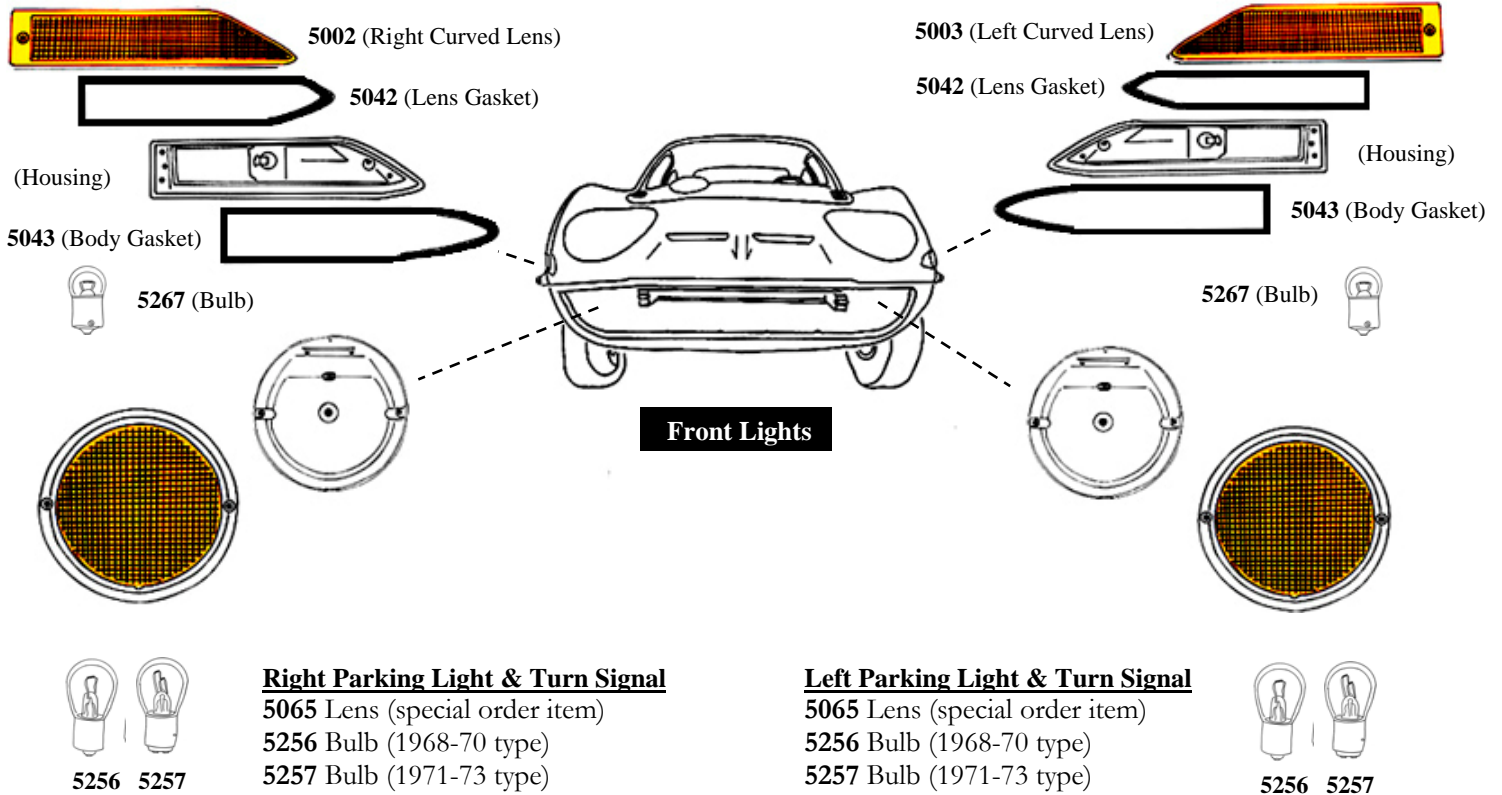

Mailing Address: P.O. Box 4004, Sonora, CA 95370-4004
UPS Address: 18211 Zeni Lane, Tuolumne, CA 95379

Opel GT Exterior Lights

One of the most attractive features of the Opel GT, are its uniquely designed and styled exterior lights. Opel GT Source has stepped forward to make new reproduction lenses and related hardware available at a very reasonable price to you

Opel GT Exterior Lights, Front

- 5002 Right Front Curved Lens, Amber: Reproduction Right
(Also available as a clear lens 5002C, & in smoke color 5002G)
- 5003 Left Front Curved Lens, Amber: Reproduction Left
(Also available as a clear lens 5003C, & in smoke color 5003G)
- 5042 Gasket, Front Curved Lens to Curved Housing
- 5043 Gasket, Front Curved Housing to Body
- 5065 GT Amber Front Round Turn Signal Lens.
Replaces your cracked or broken lens. (Special order item)
- 5080 Screw, Front Curved Marker Lens to housing, 20mm

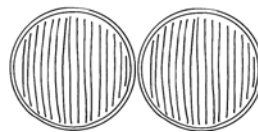


Option

Original European GT's featured "Clear" front lenses.

Some US owners have also re-wired these lights, so the turn signals blink on the light above the bumper

- 5002C Clear Curved Front Lens, Right
- 5003C Clear Curved Front Lens, Left
- 5035 Clear European Passing Light (special order item)
- 5066 GT Clear Glass Front Round Turn Signal Lens. Reproduction.



Euro Style



New, Reproduction Lenses for the Rear of your GT



New lenses both enhance the appearance of your Opel, as well as making your Opel more visible at night.

Replace faded, cracked or foggy lenses and housings with new reproduction lenses.

5012, Left license lens is shown below.



Red Brake Lens, Part # 5005

Indicator Amber Brake Lens, Part # 5006

Brake Housing, Part # 5007 (must reuse your lamp holder bracket)

Indicator Housing, Part # 5008 (must reuse your lamp holder bracket)


Left Rear Side Marker, Part # 5004L (must reuse your lamp holder bracket)

Right Rear Side Marker, Part # 5004R (must reuse your lamp holder bracket)

Right License Plate Lens, Part # 5011

Left License Plate Lens, Part # 5012

Reverse Lamp Lens, Part # 5013



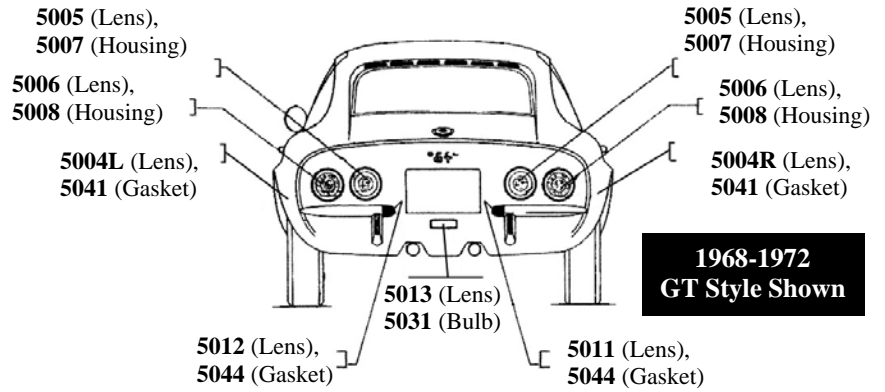
Lens Gaskets are also available.

**Gasket, Tail Lens to Tail Lamp Housing
Part # 5009**

**Gasket, Tail Lamp Housing to Body
Part # 5010**

**Gasket, Side Marker to Body
Part # 5041**

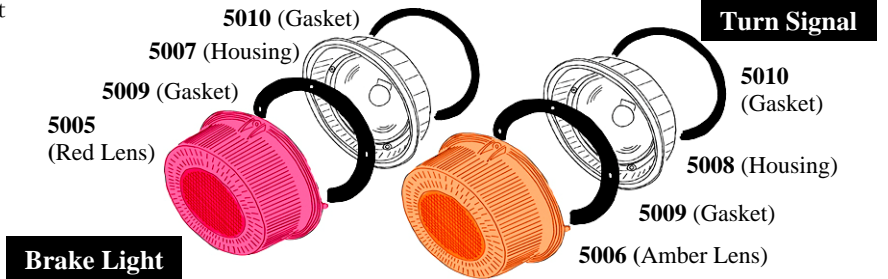
**Gasket, License Lens to Housing
Part # 5044**



**1968-1972
GT Style Shown**

Opel GT Exterior Lights, Rear

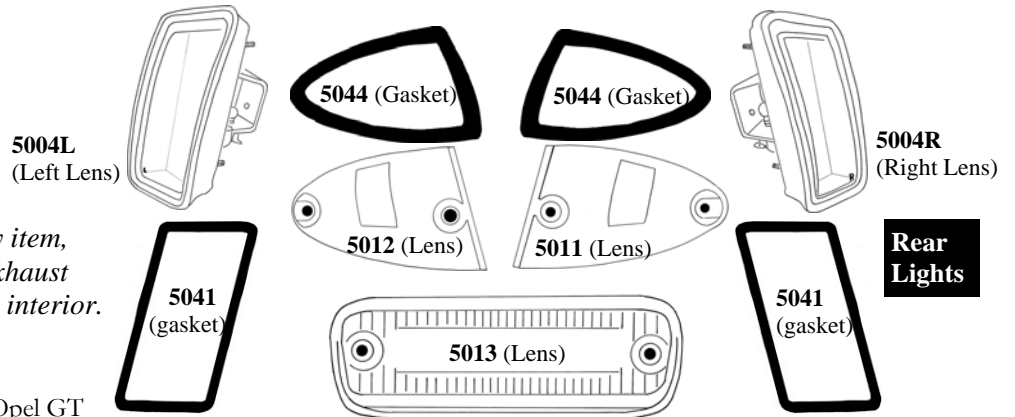
- 5004R GT Rear Side Marker, Passenger Side, w/gasket
NEW Reproduction, Brackets Required
- 5004L Left Rear Side Marker, Drivers Side, w/gasket
NEW Reproduction, Brackets Required
- 5005 Red Brake Rear Lens, Reproduction
- 5006 Yellow Indicator Rear Lens, Reproduction
- 5007 Rear Brake Lens Housing, Reproduction
Bracket Required
- 5008 Rear Indicator Lens Housing, Reproduction
Bracket Required
- 5011 Right License Lens, Reproduction
- 5012 Left License Lens, Reproduction
- 5013 Reverse Lens (1968-1972 style)



Gaskets

Taillight gaskets are an important safety item, as they help insulate lenses to prevent exhaust fumes from being drawn into the vehicle interior.

- 5009 Gasket, Rear Lens to Housing
- 5010 Gasket, Rear Housing to Body
- 5041 Gasket, Rear Side Marker to Body, Opel GT
- 5044 Gasket, License Lens to Housing, Opel GT
- 5555 Set of GT Lens Gaskets (1968-1972 style)
(Includes 12 gaskets for 1 GT, Front and Rear)



Screws

- 5079 Lens Screw, Taillight or License Lens to housing, 16mm

Retain your used lights. The rear bulb mounts & brackets are reusable on new lenses & housings

Bulbs

Original European high-wattage bulbs allow your electrical system to operate as it was designed.

- 5031 Back-up Light Bulb, Opel GT (1968-1972 style)
 - 5256 Rear Turn Signal Bulb
 - 5257 Brake Light Bulb
 - 5267 Rear Side Marker Bulb
 - 5267 License Light Bulb
-

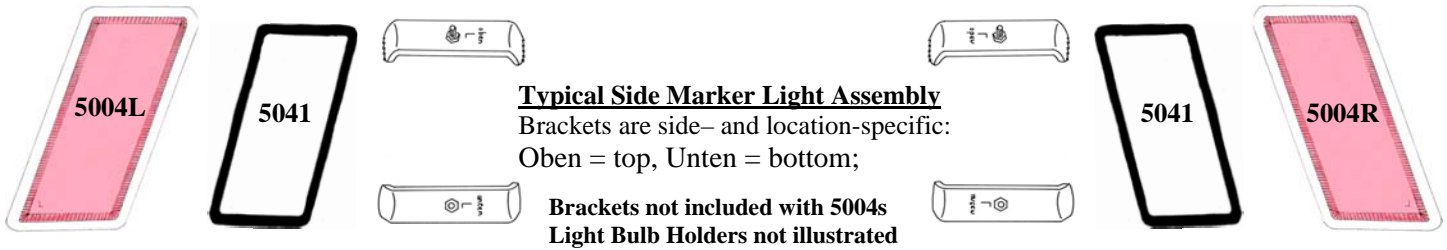
1973 Opel GT Taillights

Opel GT's manufactured after January 1, 1973 (following serial number OY07NC-3100995), had a redesigned rear taillight display.

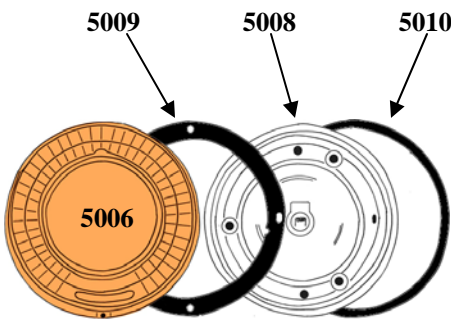
Sharing parts with the Opel Manta, the turn signal and brake lights were combined in the (outer) lenses, and the reverse light was deleted from the panel and relocated to the round red (inner) lenses.

1968 to 1972 GT Tail Light Configuration

Note: Approximately April 1973 the tail lamp configuration for the GT changed

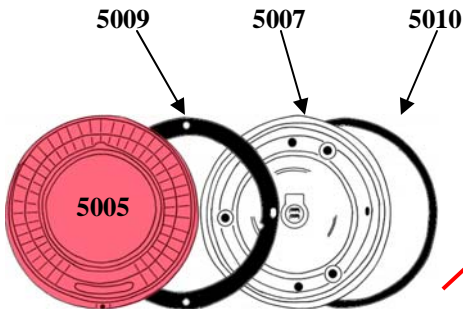


Note: The 5004L & 5004R do not come with mounting brackets or lamp holder brackets.



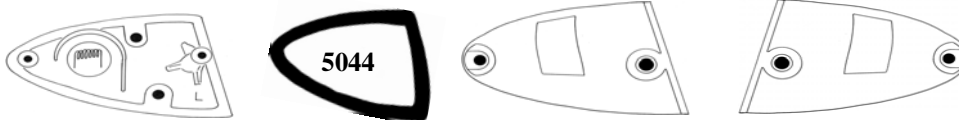
Typical Turn Signal Light Assembly
 (1968-1972 style shown)

Note: 5008 Lamp Holder Bracket Required

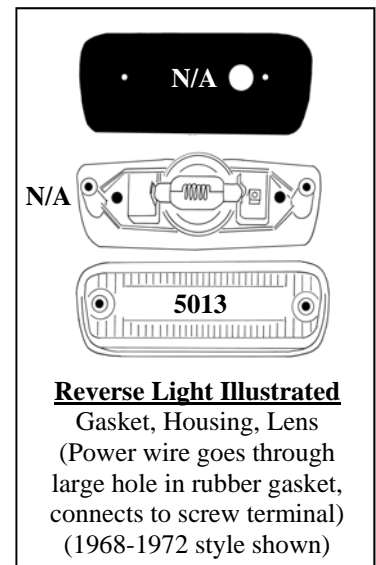


Typical Rear Brake Light Assembly
 (1968-1972 style shown)

Note: 5007 Lamp Holder Bracket Required

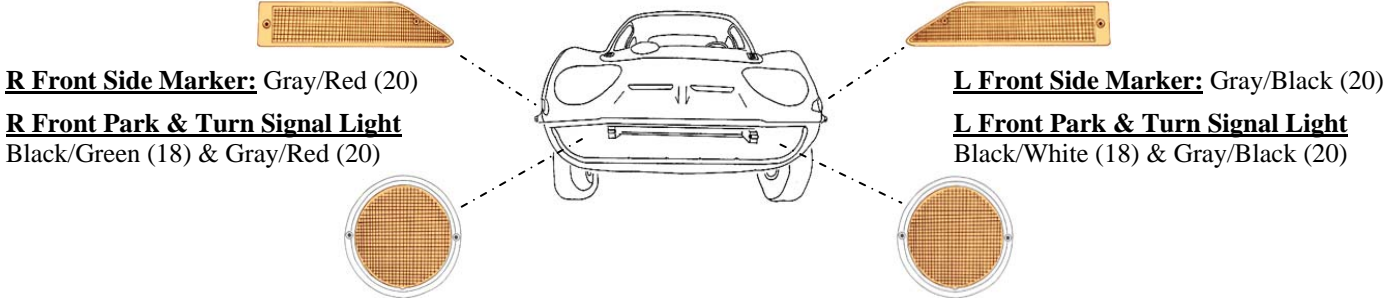


Left License Plate Light Illustrated



Opel GT Exterior Body Wire Guide

1968-1973 Opel GT Front Lights



Other GT Front Wires:

Horns: Both connected by Black/Yellow wires (18)

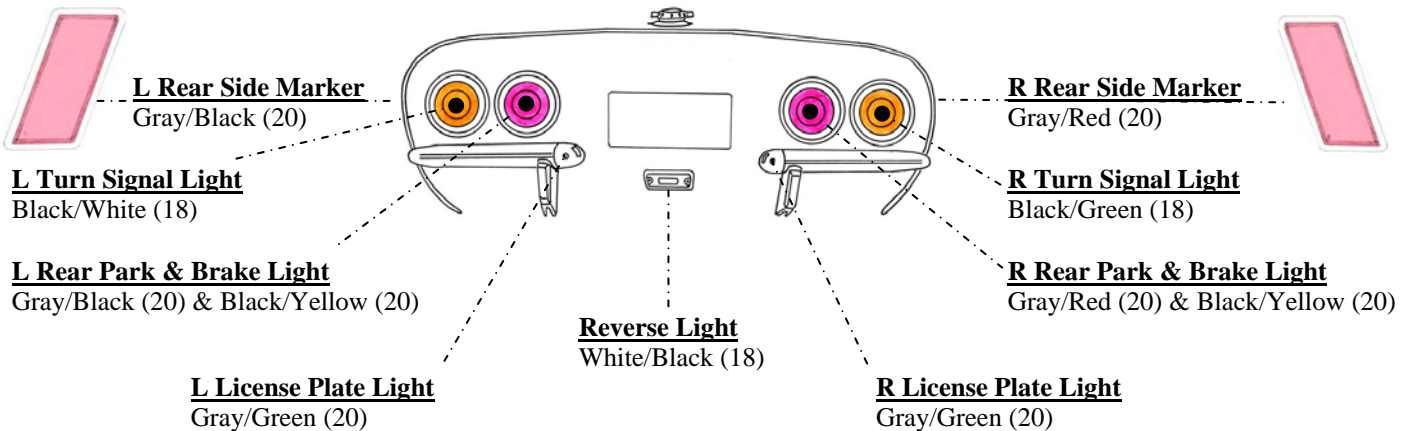
Carburetor Electric Choke: Brown/White wire (20) Originally installed on year 1973-only

Headlight Wires: Yellow/Low Beam wire (12), White/High Beam wire (12), Brown/Ground wire (12)

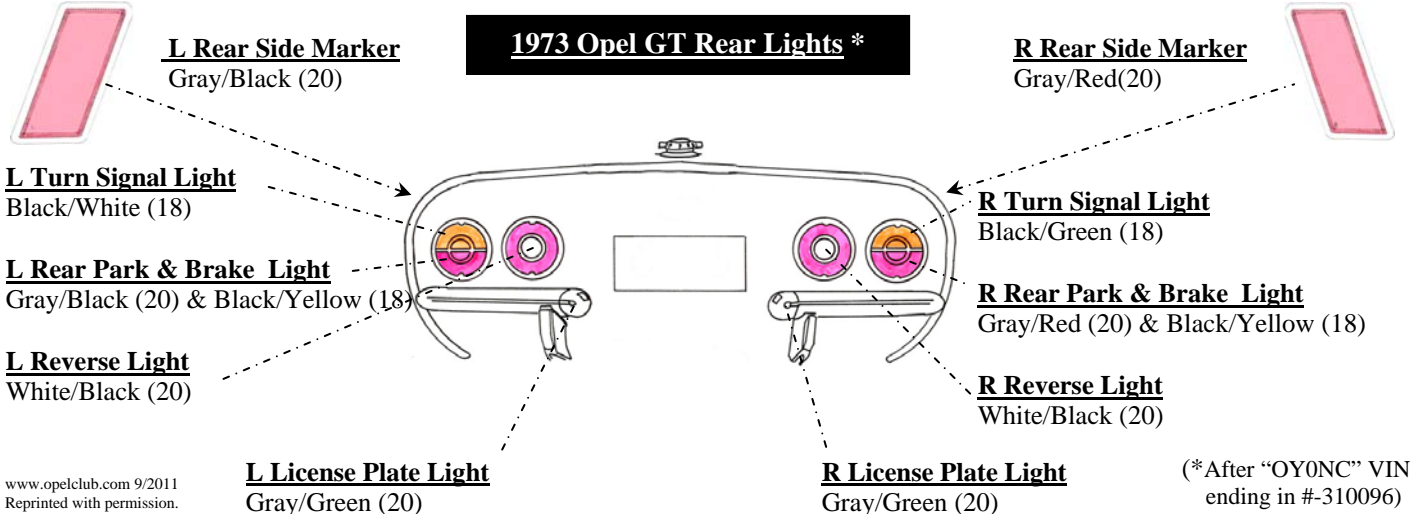
Headlight Relay Microswitch: Left Side: Yellow/Black (12) & Black (12) (also installed on right side on years 1968/69-only)

Headlight Indicator Microswitches: Right = Gray/Green (12) & White/Yellow (12); Left = Brown/Black (18) & Red/Black (18)

1968-1972 Opel GT Rear Lights



1973 Opel GT Rear Lights *



www.opelclub.com 9/2011
 Reprinted with permission.
 All rights reserved.

R = Right/Passenger Side. L = Left/Driver's Side. Wire gauge sizes (in parentheses). All ground wires are Brown