

Learn how to
Sign Up so you can
Sign In! and submit
your Opel orders!

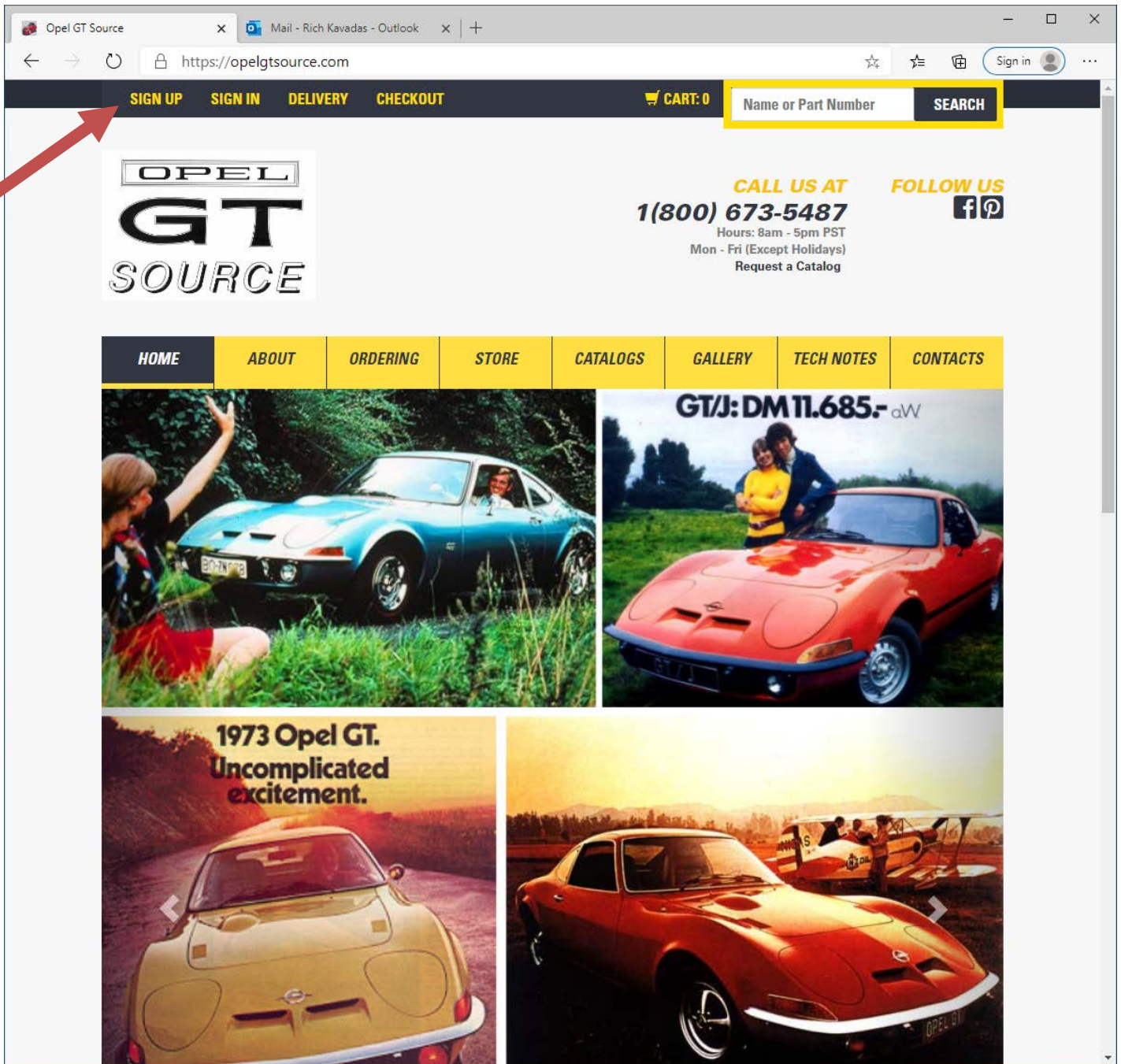


Opel GT Source's

Sign Up Instructions

How to Sign Up, so you can Sign In

Step One: click on the SIGN UP button (See Red Arrow). This takes you to Step Two:



Step Two: this is where you fill out all of the information asked for. All fields are required! When you complete all of the fields, click on the yellow Sign Up button. This will take you to Step Three.

Opel GT Source

Mail - Rich Kavadas - Outlook

https://opelgtsource.com/users/sign_up

SIGN UP SIGN IN DELIVERY CHECKOUT

CART: 0

Name or Part Number SEARCH

OPEL
GT
SOURCE


CALL US AT
1(800) 673-5487
Hours: 8am - 5pm PST
Mon - Fri (Except Holidays)
Request a Catalog

FOLLOW US
f p


HOME ABOUT ORDERING STORE CATALOGS GALLERY TECH NOTES CONTACTS

CLICK HERE FOR
Latest Sales & Updates


SALES

 **\$49.00** ~~\$66.00~~
Parking Brake Cable
Part: 4012A

Details Add to Cart

 **\$69.00** ~~\$89.00~~
Gas Sender Unit, Opel GT (Aftermarket)
Part: 9044A

Details Add to Cart

 **\$28.00** ~~\$33.00~~
Lower Radiator Hose, Opel GT 1.1 Liter
Part: 11015

SIGN UP

USER INFORMATION

First Name *
Richard

Last Name *
Smith

Email Address *
opelsmith@aol.com

Cell Phone *
123-456-7891

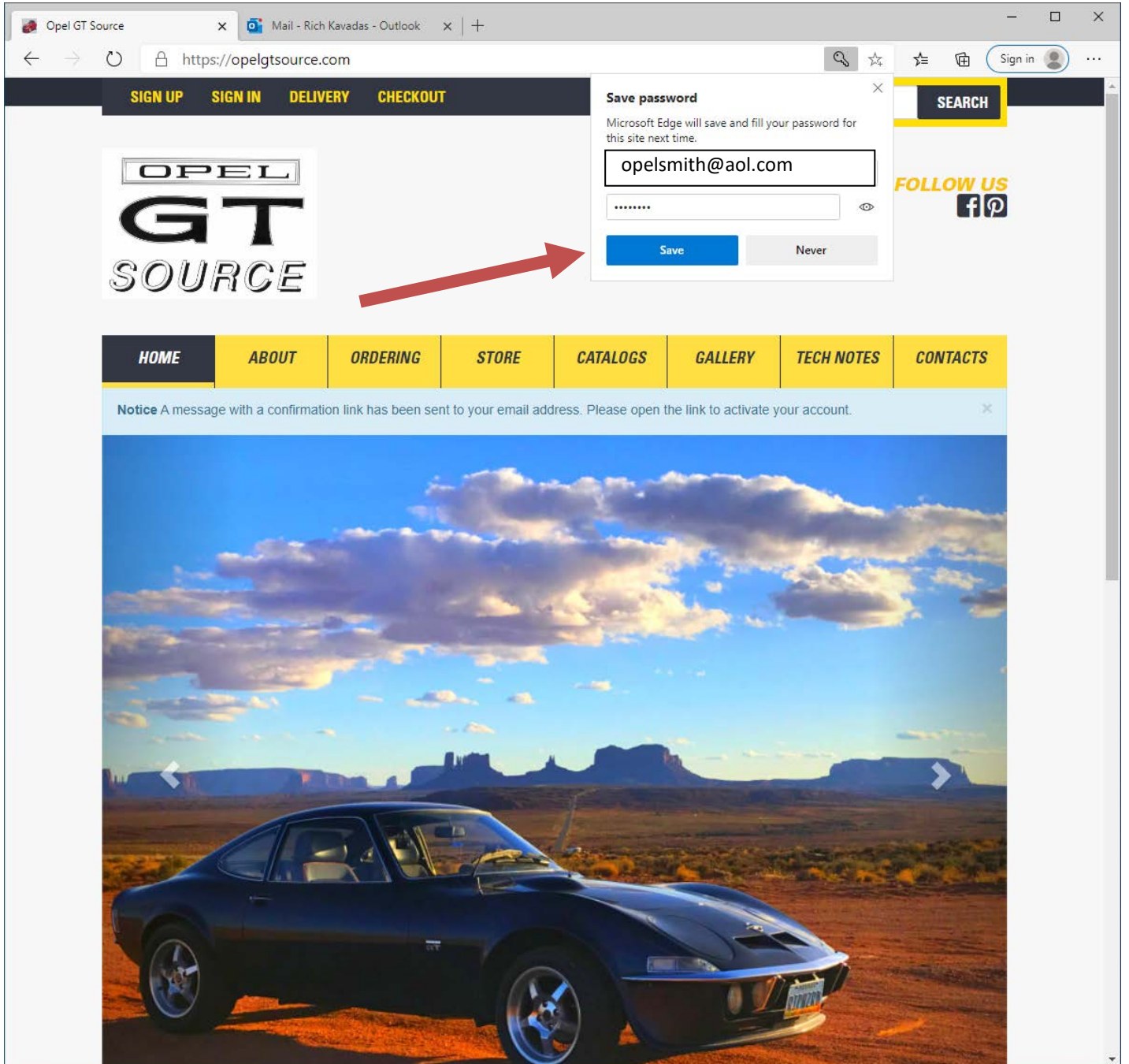
Password *

Repeat Password *

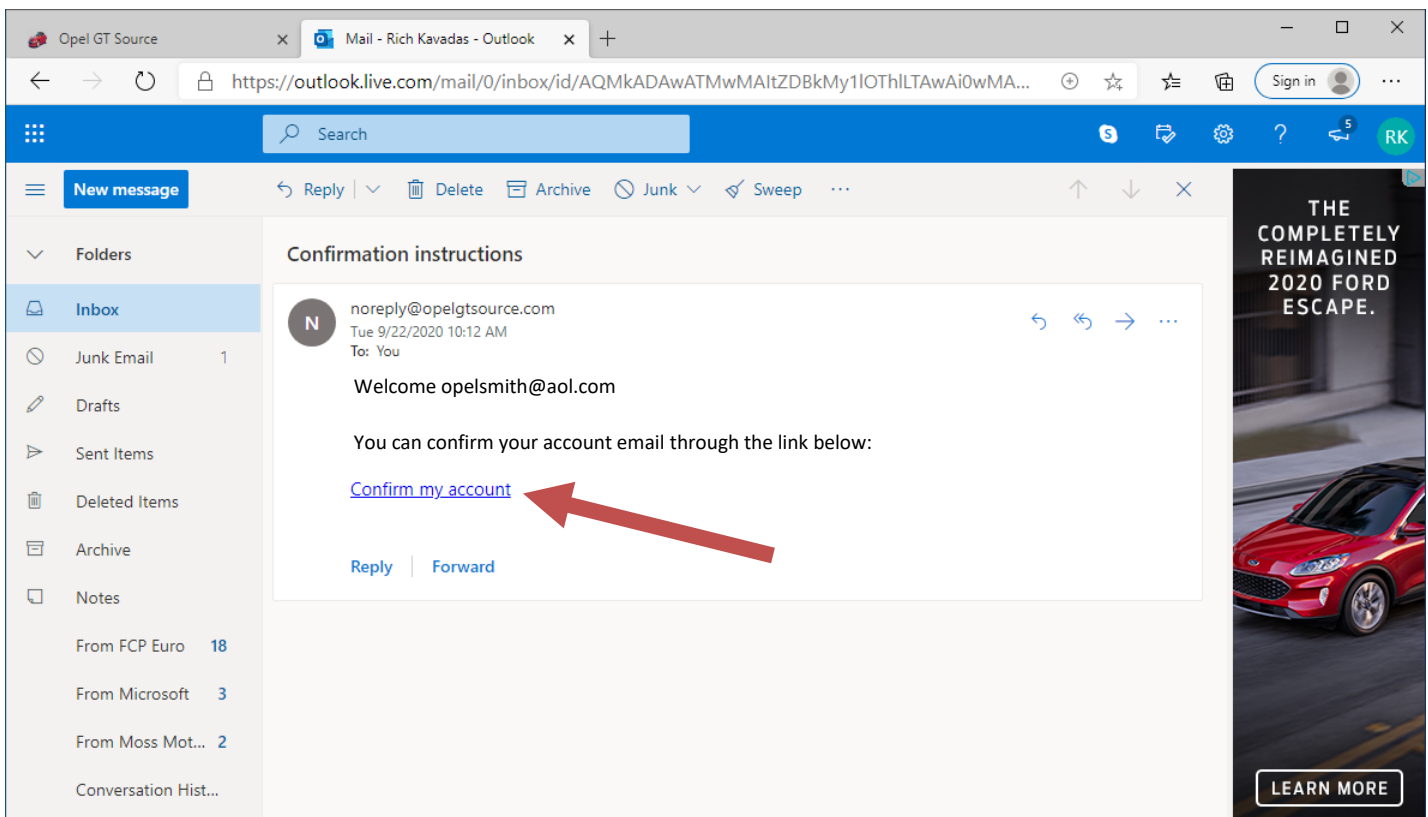
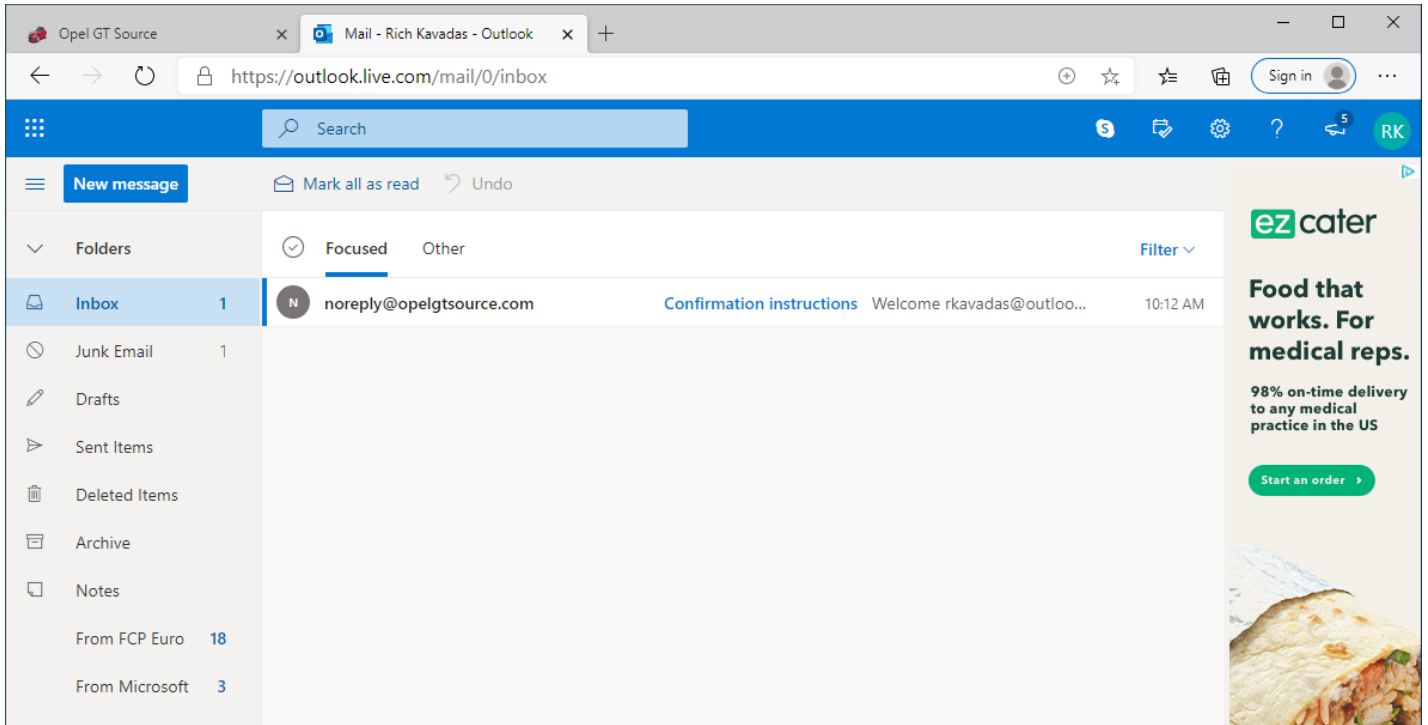
Accept Terms of Service

Sign Up

Step Three: depending on your computer's operating software, you might get a box that asks you if you want to save your SIGN IN information like your email address and password. We recommend clicking on SAVE button so you don't have to re-enter this information everytime you visit the webpage. (See Red Arrow) **A confirmation email has been sent to you! You now need to check your email.** Now go to Step Four.



Step Four: is when you check your email for the “confirmation email” that was sent to you. Please note the email will come from **noreply@opelgtsource.com** *If you do not receive this email, check your spam or junk email folder to see if it got filtered.*



After opening the email from our website, you need to click on the **“Confirm My Account”** link.

Step Five: now go back to our website and click on the SIGN IN button. (See Red Arrow)

The screenshot shows the Opel GT Source website at the URL https://opelgtsource.com/users/sign_in. The top navigation bar includes links for SIGN UP, SIGN IN, DELIVERY, and CHECKOUT. A search bar is located to the right of the navigation bar. The main content area features the Opel GT Source logo, contact information (1(800) 673-5487), and social media links. A navigation menu below the logo includes links for HOME, ABOUT, ORDERING, STORE, CATALOGS, GALLERY, TECH NOTES, and CONTACTS. A notice banner states "Your account was successfully confirmed." Below this is a promotional banner for "Latest Sales & Updates" featuring a silver Opel GT car and a woman's portrait. The "SIGN IN" section contains an email input field with the text "opelsmith@aol.com", a password input field, and "Sign in" and "Sign up" buttons. A "Lost Password?" link is also present. The "SALES" section on the left lists various car parts for sale, including Hood Rubber Bumper Set, Dome Light Assembly, and Upper Radiator.

After you click on Sign In, make sure your email address and password are the one you chose to use are entered into the SIGN IN fields. Then click on the yellow Sign In button.

Step Six: depending on your computer / operating system ... after clicking on the Sign In button, you might get a box asking you to save you Sign In information. If so, we recommend doing this. (See Red Arrow)

The screenshot shows a web browser window with the URL <https://opelgtsource.com>. The browser's address bar and tabs are visible at the top. The website's header features a navigation menu with links: **HI Rich!**, **SIGN OUT**, **DELIVERY**, **CHECKOUT**, and **MY ACCOUNT**. A **SEARCH** button is located on the right side of the header. Below the header is the Opel GT Source logo. A **Save password** dialog box is overlaid on the page, containing the email address **opelsmith@aol.com** and a password field. A red arrow points from the Opel GT Source logo to the dialog box. Below the dialog box is a navigation menu with links: **HOME**, **ABOUT**, **ORDERING**, **STORE**, **CATALOGS**, **GALLERY**, **TECH NOTES**, and **CONTACTS**. A notice bar below the navigation menu states: **Notice Signed in successfully.** The main content area features four images: a blue Opel GT with a woman in a red dress, a red Opel GT with a couple, a yellow Opel GT with the text "1973 Opel GT. Uncomplicated excitement.", and a red Opel GT with a biplane in the background.

Step Seven: now check to see if you have Signed In correctly. Do this by looking for the Hi Rich! (Your Name / See Red Arrow) Now that you are Signed In correctly, click on My Account button (See Red Arrow). This will take you to the My Account page.

The screenshot shows the Opel GT Source website interface. At the top, the browser address bar displays 'https://opelgtsource.com'. The navigation bar includes links for 'HI Rich!', 'SIGN OUT', 'DELIVERY', 'CHECKOUT', and 'MY ACCOUNT', along with a shopping cart icon showing 'CART: 0' and a search bar. Two red arrows point to the 'HI Rich!' text and the 'MY ACCOUNT' link. Below the navigation bar is the Opel GT Source logo, contact information (1(800) 673-5487), and social media links. A secondary navigation bar contains links for 'HOME', 'ABOUT', 'ORDERING', 'STORE', 'CATALOGS', 'GALLERY', 'TECH NOTES', and 'CONTACTS'. A notice banner states 'Signed in successfully.'. The main content area features a large image of two Opel GT cars in a desert setting, with buildings labeled 'BANK' and 'VIRGIN JAIL'. A red banner at the bottom contains the text 'CLICK HERE FOR'.

Step Eight: is very important! On the left side of this page, you will see the MY DASHBOARD section / vertical menu. The following categories' must be completely filled out and saved.

1. My Billing Addresses

2. My Shipping Addresses

3. My Car Information

* Please note: if these categories are not filled out completely, you will not be able to place an order through the website. (See Red Arrows)

The screenshot shows a web browser window with the URL https://opelgtsource.com/person_profiles/2166. The navigation bar includes links for **HI Rich!**, **SIGN OUT**, **DELIVERY**, **CHECKOUT**, **MY ACCOUNT**, and **CART: 0**. A search bar is present with the text "Name or Part Number" and a "SEARCH" button. The main content area features the Opel GT Source logo, contact information (1(800) 673-5487), and social media links. A navigation menu includes **HOME**, **ABOUT**, **ORDERING**, **STORE**, **CATALOGS**, **GALLERY**, **TECH NOTES**, and **CONTACTS**. A promotional banner for "Latest Sales & Updates" is displayed. The **MY DASHBOARD** section on the left lists **Account Information**, **My Order History**, **My Wish Lists**, **My Billing Addresses**, **My Shipping Addresses**, and **My Car Informations**. The **MY ACCOUNT** section shows a greeting "Hi, Rich!" and a list of **ACCOUNT INFORMATION** items: **Contact Information | edit**, **rkavadas@outlook.com**, and **Change Password**. The **My Order History** and **My Wishlist** sections are currently empty. A product listing for "Manta / 1900 Transmission mount 1973-75 Part: 15051" is visible in the **SALES** section.

The advantages of Signing Up and Signing In:

1. First and foremost you get to submit an order through the website 24/7 365 days a year.
2. All of your orders are saved for you to review anytime you like.
3. If you want to plan for projects, Christmas ideas, etc. you get to save the parts you want in the future in your “My Wish Lists”.

Honey ... Our classic Opel is going to be the bomb!

